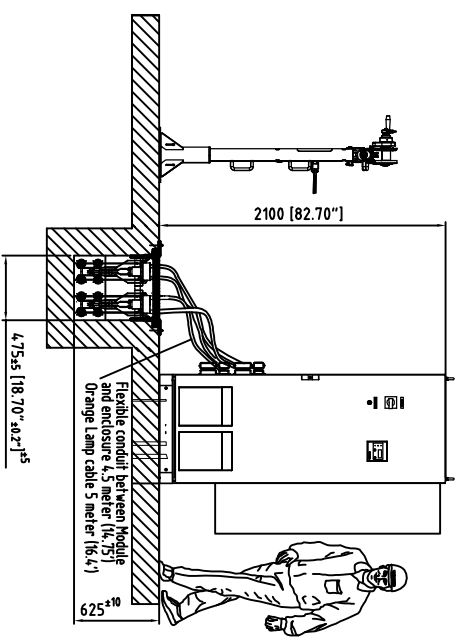


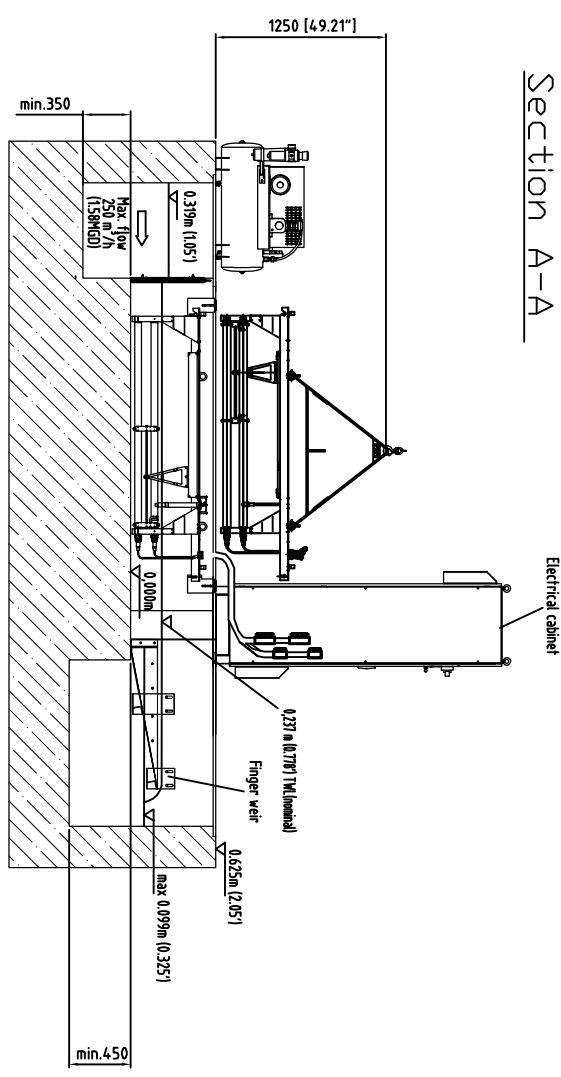
TAK SMART 2-2HF PARTS LIST

Item	Description	Drawing #	Notes	Material
1	Electrical cabinet (Standard)		TYPE 12 / IP54	Painted sheet steel
2	Electrical cabinet (Optional)		TYPE 4X / IP64, fan cooled	stainless steel
3	Baffle plate kit	U21-0179-011	TAK 2-2	ASTM304 (1.4301)
4	Finger wear	U-13688	TAK X-2	ASTM304 (1.4301)
5	UV Module (Standard)		350 m ² /hr (1.59 MGD)	ASTM304 (1.4301)
6	UV Module (Optional)		Replaces one standard hold	ASTM316 (1.4571)
7	with Wiper System (Optional)		Two per Bank (replace Std)	ASTM316 (1.4571)
8	Compressor (Optional)		Located under enclosure	ASTM316 (1.4571)
9	Crane (Optional)		For UV module lifting	Power coated Steel
10	Channel cover		By Others	
11	Anchor bolts		By Others	ASTM304 (1.4301)

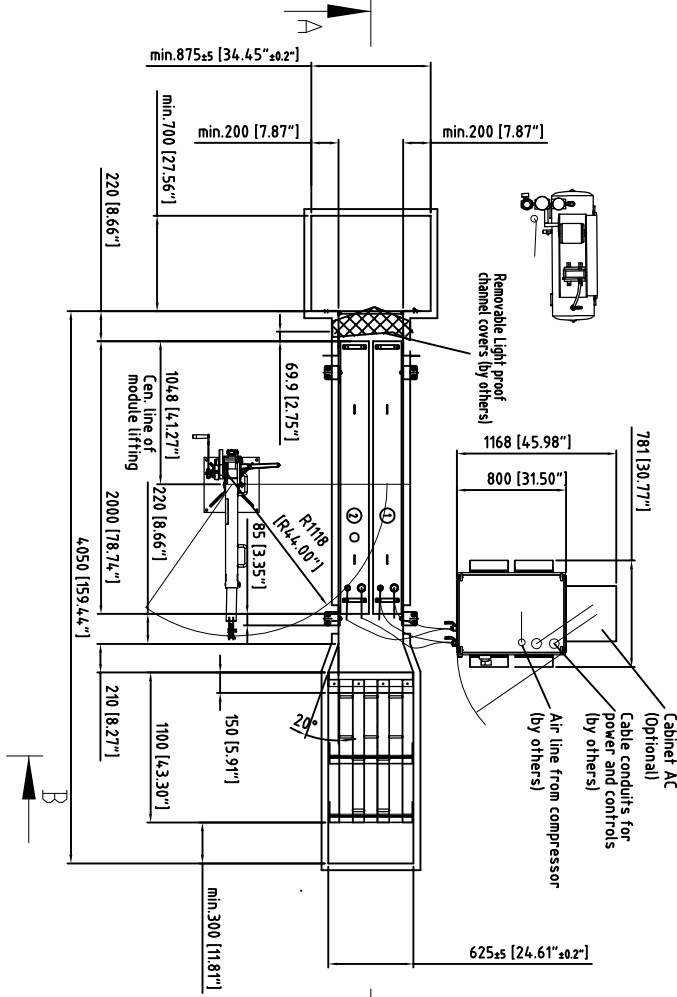
Section B-B



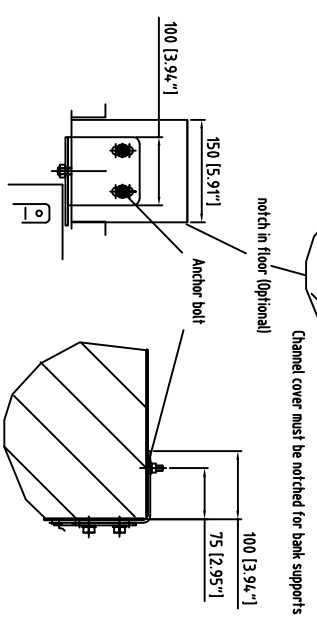
Section A-A



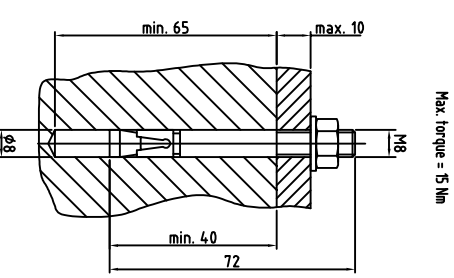
PLAN VIEW



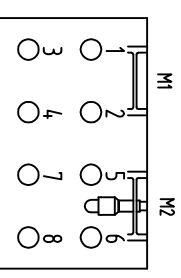
Bank Support Detail



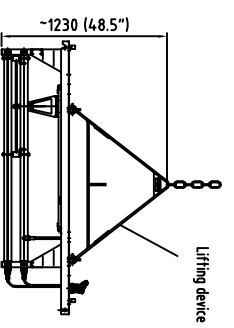
Example anchor bolt fixing:



LAMP LOCATION



Module lifting Detail



TAK SMART GENERAL NOTES:

- The dimensions given on this drawing are required to ensure correct installation operation and performance of the WEDECO UV equipment. All Modifications from this drawing must be approved by WEDECO.
- The most Critical dimensions (channel width, module placement, and weir height) are controlled within the UV channel assembly. Installing contractor must ensure channel assembly is level (± 5mm [3/16"]) across entire length and width.
- All site related design, labor and materials to be provided by others per contract documents. To meet general anchor bolt requirement, concrete installation and quality shall meet or exceed ACI 318 / DIN1045 - B35.
- All civil tolerances are ± 1" (6 mm) unless otherwise shown.
- Type 12/IP54, (fan cooled) Electrical enclosure to be located in a climate controlled building (supplied by others). Ambient Temp. 5 to 40°C (41 to 104°F) Type 4X / IP66 enclosure fan cooled. Ambient Temp. -20 to 40°C (-4 to 104°F) Type 4X / IP66 enclosure with AC Ambient Temp. -20 to 50°C (-4 to 122°F)
- Before installation of the UV equipment, channel & piping must be clean of debris. Debris like sand or stones may damage to UV lamps.
- All flow isolation is supplied by others if required.
- All field wiring and conduits required to connect power and controls to the electrical enclosure and the air compressor shall be sized, supplied, and installed by others. All governing local, state and national electrical codes/regulations apply (for example but not limited to state, local, CE, NEC, CUL).
- Lifting device for individual module (optional). One per bank required.
- All equipment shall be located in accordance with all state, local, and national electrical codes and per dimensions shown on General Arrangement Drawing.
- Instrument quality compressed air required for the wiping system (optional) 1 LPS (2.1 CFM) @ 4.5-5.5BAR (65-80 PSI) indoor and outdoor compressors (optional).
- Protect your eyes and skin against UV light. Extended exposure causes sun burn and eye irritation.
- Field assembly of channel required. All supporting materials, gaskets, hardware, labor and design are supplied by others. Cast in place stainless steel channel insert sections includes factory installed bank supports, baffle guides, and finger wear. All concrete to stainless steel joints must be sealed water tight by installing contractor. Total assembly must be level (± 5mm [3/16"]) across entire length and width.
- Installing contractor must provide Temporary bracing inside the channel inserts to prevent deformation as concrete cures.
- The inlet and outlet areas and all piping designed and sized by others. At maximum design flow a 100mm (4") free space must be maintained between the top of the weir and the top effluent level in the outlet chamber.

NOT FOR CONSTRUCTION!

FOR DISCUSSION PURPOSES ONLY!

NO.	DATE	DESCRIPTION	BY	CHECKED
1	01/15/2018	ISSUED FOR DISCUSSION PURPOSES	U-58107-2	
2	01/15/2018	REVISION	U-58107-2	
3	01/15/2018	REVISION	U-58107-2	
4	01/15/2018	REVISION	U-58107-2	
5	01/15/2018	REVISION	U-58107-2	
6	01/15/2018	REVISION	U-58107-2	
7	01/15/2018	REVISION	U-58107-2	
8	01/15/2018	REVISION	U-58107-2	
9	01/15/2018	REVISION	U-58107-2	
10	01/15/2018	REVISION	U-58107-2	

GENERAL ARRANGEMENT DRAWING

TAK SMART 2-2HF

U-58107-2